



Electrolux

Modular Cooking Range Line thermaline 80 - 400 mm Closed Work top, 1 Side with Backsplash

ITEM # _____
MODEL # _____
NAME # _____
SIS # _____
AIA # _____



Modular Cooking Range Line

thermaline 80 - 400 mm Closed Work top, 1
Side with Backsplash

588109 (MANABDDOOO)

Closed work top, one-side
operated with backsplash

Short Form Specification

Item No.

Closed work top, 400 mm wide, constructed according to DIN 18860_2 with 20 mm drop nose top. Internal frame for heavy duty sturdiness in 2 mm and 3 mm in 1.4301 (AISI 304). 2 mm top in 1.4301 (AISI 304). Flat surface construction, easily cleanable. THERMODUL connection system enables seamless worktop when units are connected and avoids soil penetrating.

IPX5 water resistant certification.

Configuration: One-side operated top with backsplash. The base needs to be supplied by the factory. Please include appropriate base.

Main Features

- IPX5 water resistance certification.
- All major components may be easily accessed from the front.
- THERMODUL connection system creates a seamless work top when units are connected to each other thus avoiding soil penetrating vital components and facilitating the removal of units in case of replacement or service.

Construction

- 2 mm top in 1.4301 (AISI 304).
- Flat surface construction with minimal hidden areas to easily clean all surfaces
- Internal frame for heavy duty sturdiness in 2 mm and 3 mm in 1.4301 (AISI 304).
- Unit constructed according to DIN 18860_2 with 20 mm drop nose top.

Optional Accessories

- Connecting rail kit for appliances with backsplash, 800mm ☐ PNC 912497
- Portioning shelf, 400mm width ☐ PNC 912522
- Portioning shelf, 400mm width ☐ PNC 912552
- Folding shelf, 300x800mm ☐ PNC 912577
- Folding shelf, 400x800mm ☐ PNC 912578
- Fixed side shelf, 200x800mm ☐ PNC 912583
- Fixed side shelf, 300x800mm ☐ PNC 912584
- Fixed side shelf, 400x800mm ☐ PNC 912585
- Connecting rail kit for appliances with backsplash: modular 80 (on the left), ProThermetic tilting (on the right), ProThermetic stationary (on the left) to ProThermetic tilting (on the right) ☐ PNC 912977
- Connecting rail kit for appliances with backsplash: modular 80 (on the right), ProThermetic tilting (on the left), ProThermetic stationary (on the right) to ProThermetic tilting (on the left) ☐ PNC 912978
- Back panel, 400x700mm, for tops and units with backsplash ☐ PNC 913009
- Back panel, 400x800mm, for tops and units with backsplash ☐ PNC 913022
- Endrail kit, flush-fitting, with backsplash, left ☐ PNC 913113
- Endrail kit, flush-fitting, with backsplash, right ☐ PNC 913114
- Endrail kit (12.5mm) for thermaline 80 units with backsplash, left ☐ PNC 913204
- Endrail kit (12.5mm) for thermaline 80 units with backsplash, right ☐ PNC 913205

APPROVAL: _____



Electrolux

Modular Cooking Range Line
thermaline 80 - 400 mm Closed Work top, 1 Side with Backsplash

- U-clamping rail for back-to-back installations with backsplash
- Insert profile D=800mm


PNC 913226



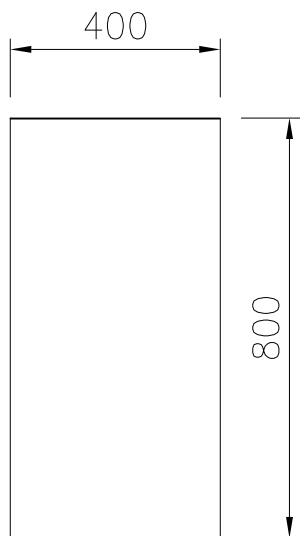
PNC 913230



Front

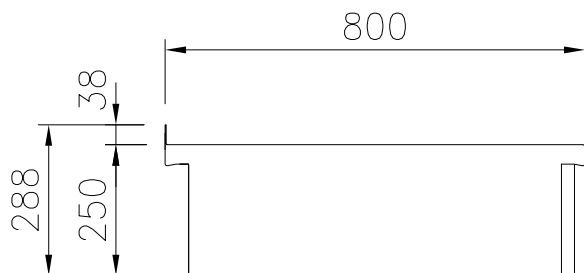


Top



EQ = Equipotential screw

Side



Key Information:

External dimensions, Height:

588109 (MANABBD000) 250 mm

External dimensions, Width: 400 mm

External dimensions, Depth: 800 mm

Net weight: 11 kg